



MSVU BUSINESS
& TOURISM

LEARNING PASSPORT (LP) PROGRAM

Winter 2025





THE LP PROGRAM

WINTER 2025

Now, activities are offered as hybrid, online, or in-person.

Offered during the fall and winter terms.

Start Date: Tuesday, January 14, 2025
End Date: Thursday, March 27, 2025

ORIGIN

- Launched in 2009
- Objectives:
 - Provide (you) with opportunities outside of the classroom
 - Provide value to your academic learning
 - Help contribute to finding a job or career.

NAME

- Originally consisted of only in-person activities
- Students received a 'passport' that was stamped at each activity.

ACTIVITIES

Examples of activities include:

- Local Entrepreneurship and Tourism Tour
- Caritas Day
- Career Week
- On-Your-Own Activities
- Online Workshops and Seminars
- Networking Events and Opportunities

BENEFITS OF PARTICIPATING

01 - OUTSIDE EXPERIENCE

- Gain outside experience through
 - Workshops
 - Panels
 - Conferences
 - Tours
- Give value to your learnings
- Put your skills and knowledge to the test

02 - NETWORKING

- Networking opportunities with
 - Peers
 - Faculty
 - Industry professionals
- Develop your skills
- Get comfortable in the environment
- Get your foot in the door for your industry

03 - PERSONAL BRANDING

- Learn to market yourself to
 - Peers
 - Faculty
 - Industry professionals
- Make yourself known and memorable
- Find your voice and identity
- Practice with real people!

Personal Branding = “intentionally expressing your values, skills, and personality to help you stand out from others and communicate your unique identity” - Harvard Busi School



PARTICIPATION GUIDE



This information can be found on the Learning Passport Moodle Site in more detail.

STEP 1 Self-Enroll in the Moodle Site

Any student can earn LP bonus points who are taking eligible Business & Tourism courses.

All students can participate for learning purposes.

STEP 2 Photo Release Consent Form

Complete the Photo Release Consent Form to gain full access to the Moodle Site and activities.

You will not be allowed to participate in any in-person activities without this form completed.

STEP 3 Read and Understand the Rules

Avoid missing out on bonus points by failing to follow the rules.

Continuously doing so will cause you to lose the privilege to participate in the program.



PARTICIPATION GUIDE



This information can be found on the Learning Passport Moodle Site in more detail.

STEP 4

Plan Activities Around Your Schedule

There are lots of activities to choose from. With more being added to the Moodle site throughout the term.

Keep an eye out for them!

Reminder: You cannot miss a class or lab to attend an event.

STEP 5

Attend the Activity

Attend the entire activity.

In-Person Activities:

Sign the attendance sheet.

On-line Activities:

Login using your own student email (@msvu.ca).

Arriving more than 10 minutes late or leaving early will cause you to lose the LP activity point.

STEP 6

Complete the Survey

Complete the survey related to the activity within 48 hours.

You will **not** be able to submit the survey after it closes.

Do **NOT** submit surveys for activities that you did not attend.



PARTICIPATION GUIDE



This information can be found on the Learning Passport Moodle Site in more detail.

STEP 7 Activity Points are Awarded

Attendance and survey completion are verified before an activity point is awarded.

Activity title will include 'POINTS AWARDED' after graded.

STEP 8 Concerns or Questions

Go to 'Grades' on LP Moodle site to view activity points earned.

Any concerns or questions about activity points must be received by Learning Passport by **Thursday, April 3, 2025 at 4:00 pm**

STEP 9 Bonus Points are Awarded

Professors* will receive your earned LP bonus points on Reading Day.

*For eligible business and tourism courses.

Reading Day is Tuesday, April 8, 2025


WHAT'S THE DIFFERENCE?

ACTIVITY POINTS VS. BONUS POINTS



ACTIVITY POINTS

Points earned from attending the entire activity, submitting the related survey within 48 hours, and adhering to all LP rules.


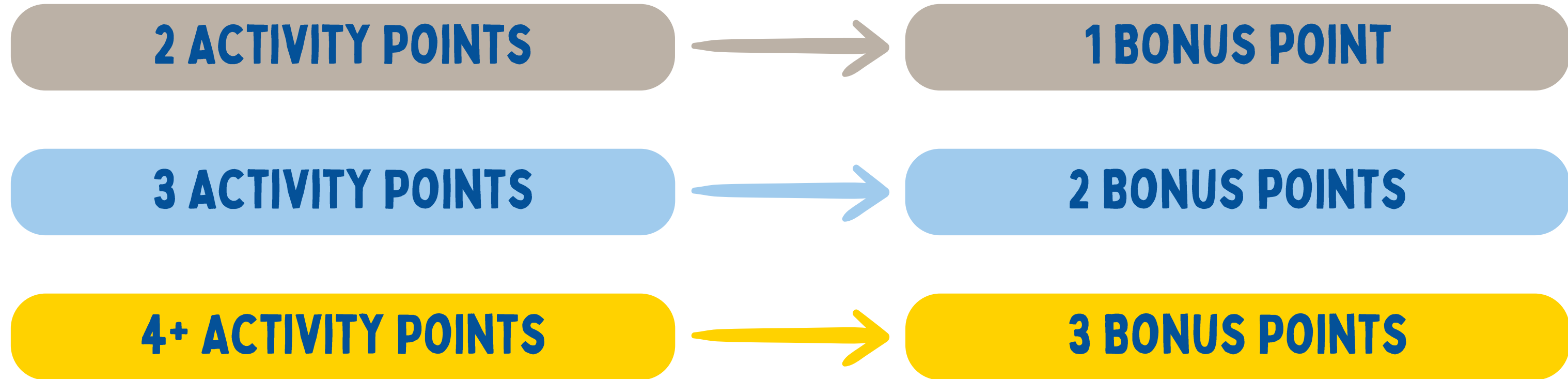


BONUS POINTS

Points allocated to your grade in each of the eligible business and tourism courses.

Activity Points \neq Bonus Points

BONUS POINT CALCULATION



- Bonus points won't change an F grade (fail) to a passing grade.
- Avoid loss of bonus points or the privilege to participate in the LP program for failing to familiarize or adhere to the program rules.

*Please see the Moodle Site for a full list of rules.

ACTIVITIES TO LOOK OUT FOR THIS TERM



January 29
Caritas Day

Volunteer Opportunities



January 24
LECT Tour

Canadian Museum of
Immigration | Sketti & Ball Co
| ChainYard Urban Cidery
and Taproom



March 3-5
Career Week

March 3 - Marketing
March 4 - Entrepreneurship
March 5 - Tourism &
Hospitality Management



SCAN THE QR CODE!

To self-enroll or learn more about the program, including:

- History and General Information
- Benefits of Participating
- Step-by-Step Participation Guide
- Eligible Courses
- Rules
- Activities and Surveys



NEW TO MICROSOFT TEAMS OR NEED A REFRESHER?

Do not miss out on activity points by incorrectly logging into Microsoft Teams.

In Moodle, refer to the guide on how to properly attend an online session using a computer, phone, or tablet.

Includes:

- How To Join an Online Session
- What You Should Be Seeing
- Evidence and Examples

DON'T FORGET TO FOLLOW!

Stay up to date on events, closures, and department information
by following us on your platform of choice



Business & Tourism Department MSVU **or** @msvubusitour



THANK YOU

for your time today!

**FEEL FREE TO
CONTACT US ANYTIME!**

Email: Learningpassport@msvu.ca

In-Person: McCain Building, Room 405N

