


# What You Need to Know about Educational Technology



**Aug 26, 2024**



## **Mahx Mason**

**International Partnerships Coordinator**

**MSVU International Education Centre**

**[mahx.mason4@msvu.ca](mailto:mahx.mason4@msvu.ca)**



## **Sarah Jacques**

**International Student Success Advisor**

**MSVU International Education Centre**

**[sarah.jacques2@msvu.ca](mailto:sarah.jacques2@msvu.ca)**

## 1. MSVU Website

- MSVU homepage
- Campus services

## 2. MSVU Email, Username, and Password

## 3. Multifactor Authentication (MFA)

- Phone number
- Authenticator apps

## 4. myMount

- What is myMount?
- Exploring myMount

## 5. Microsoft 365

- Downloading
- Apps

## 6. MSVU Mobile App

- MSVU Safe

## 7. Moodle and Blackboard Collaborate



[myMount / Email](#)

[Moodle](#)

[WebAdvisor](#)

[Library](#)

[Contact Us](#)

[Future Students](#)

[Academics](#)

[Campus Life](#)

[International](#)

[Alumni & Donors](#)

[Research](#)

[About MSVU](#)



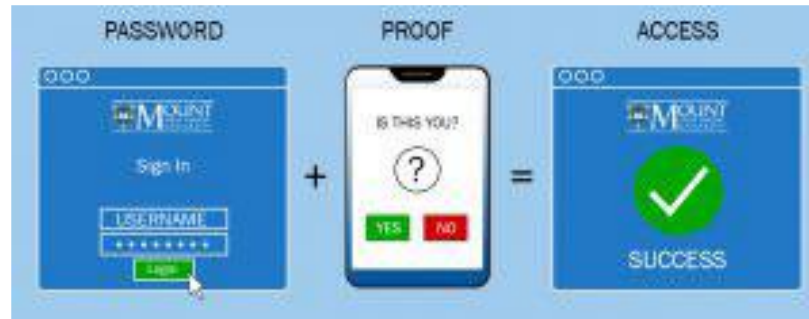
**Challenging the status quo  
since 1873**

[Apply now](#)

Usually, after receiving your Letter of Acceptance, you will get an email in 3 or more business days from [helpdesk@msvu.ca](mailto:helpdesk@msvu.ca). The email will include your MSVU email address, username and password. You can change your password by logging in to your *myMount* at [www.msvu.ca/myMount](http://www.msvu.ca/myMount).



## Multifactor Authentication (MFA)



### Instructions:

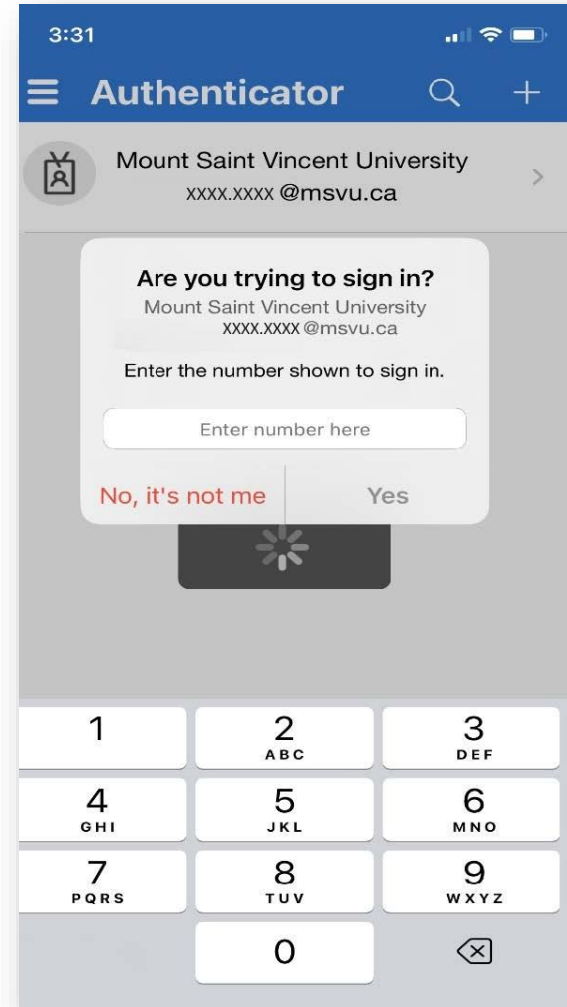
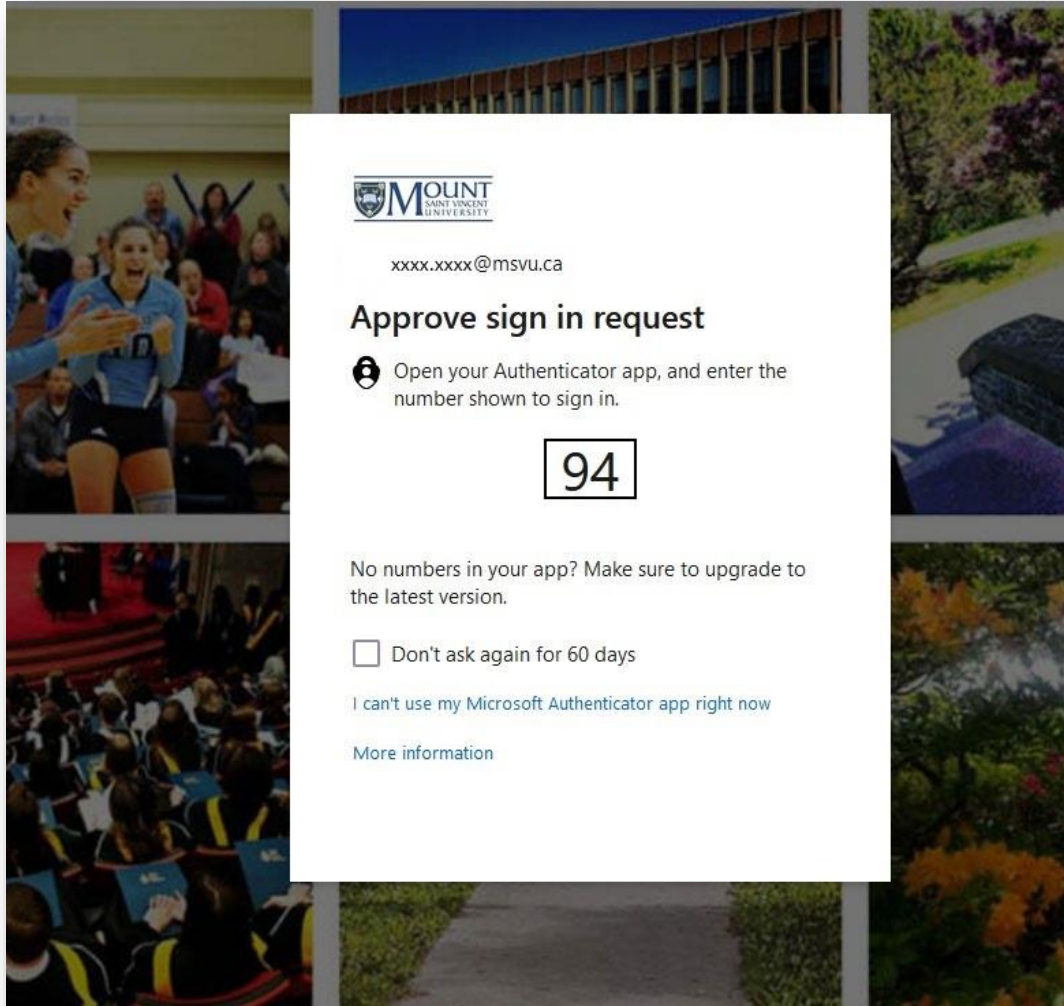
1. Download an authenticator app on your phone;
2. Log in to your [myMount](#). The initial MFA setup will require you to link your mobile phone number to your MSVU account by receiving a text message;
3. After the initial setup, you can add the authenticator app and use it as your preferred authentication method.

**Microsoft Authenticator**



**Google Authenticator**







[myMount / Email](#)

[Moodle](#)

[WebAdvisor](#)

[Library](#)

[Contact Us](#)

[Future Students](#)

[Academics](#)

[Campus Life](#)

[International](#)

[Alumni & Donors](#)

[Research](#)

[About MSVU](#)

Challenging the status quo  
since 1873

[Apply now](#)







Search this site


[myMount](#)
[Microsoft 365 Apps](#)
[Email](#)
[Registration Centre](#)
[Moodle](#)
[Library](#)

myMount

Welcome to myMount



### Notice: the Mount App

In June 2024 the Mount App will be retired and replaced with [myMount Self-Service](#) where you can register for classes, view final grades and financial records, and much more. [Video: learn to register for classes and manage your schedule in self-service.](#)

### Faculty and Staff Quick Links

- [Colleague](#)
- [Intranet](#)
- [Mount Alert](#)
- [WebAdvisor](#)

### Taxes, Earnings and Leaves

- [Leave Form](#)
- [myMount Self-Service](#)
- [Earnings Statements](#)
- [Tax Information](#)

### Announcements

Title

[Announcing the 18th Nancy's Chair in Women's Studies at MSVU](#)

[Announcing MSVU's new AVP People and Culture](#)

[Registration for the hybrid 3rd Black Excellence in STEM conference \(BESTEMM2024\) is open](#)

[Update: Marking National Indigenous Peoples Day](#)

[An Important Change for Students: the MSVU App to be replaced by myMount Self-Service in June 2024](#)

1 - 5 ▶

### BEd and Graduate Application Information

Instructions related to reviewing your application document status and uploading files can be found on the website:

[Bachelor of Education](#)

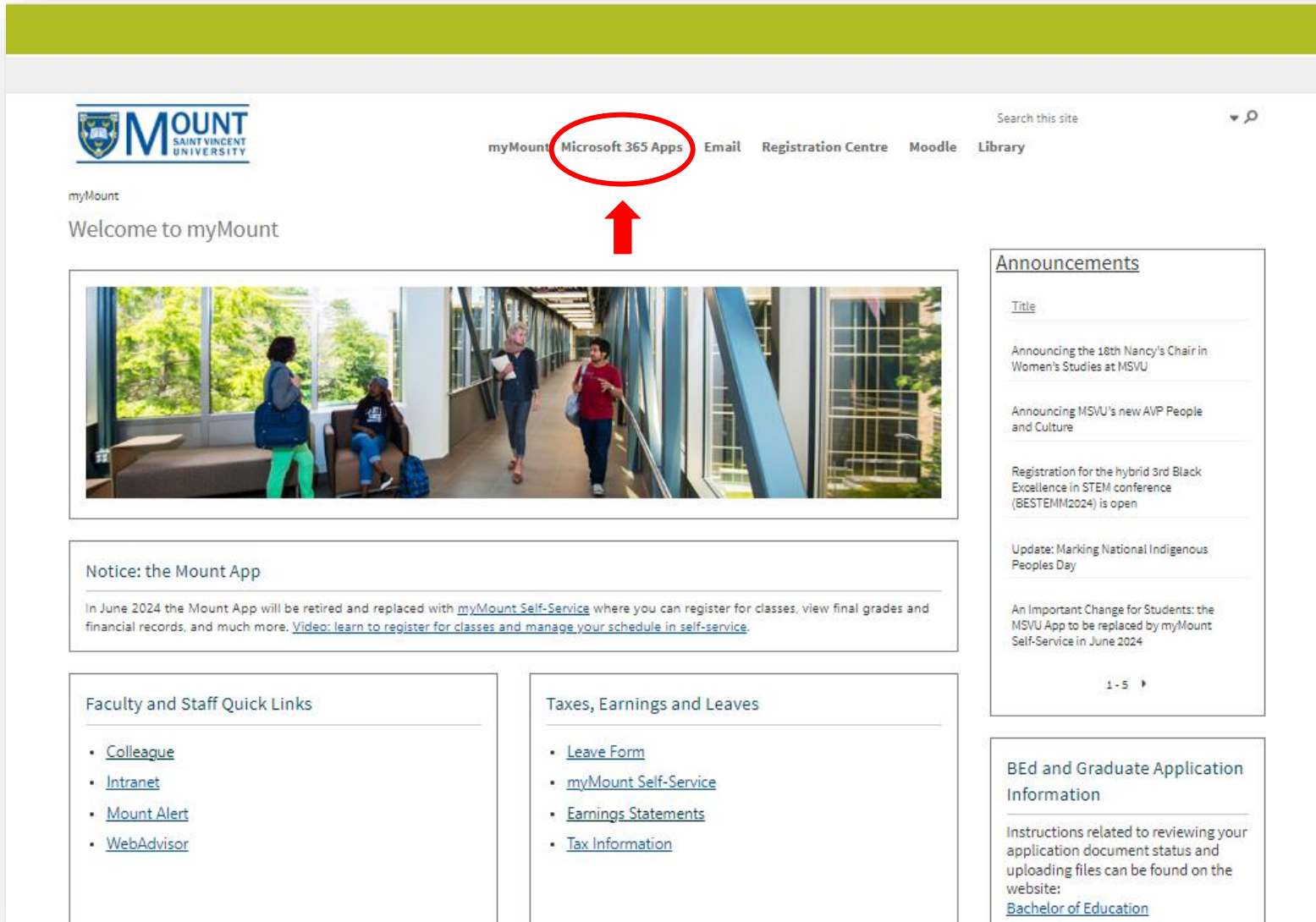


# Microsoft 365



1. Log in to your myMount;

2. Click on “Microsoft 365 Apps”



The screenshot shows the myMount website interface. At the top left is the Mount Saint Vincent University logo. To the right of the logo is a navigation menu with the following items: myMount, Microsoft 365 Apps (circled in red with a red arrow pointing to it), Email, Registration Centre, Moodle, and Library. A search bar is located to the right of the navigation menu. Below the navigation menu, the text "myMount" and "Welcome to myMount" is displayed. A large banner image shows a modern building interior with people. Below the banner, there are several sections: "Notice: the Mount App" with a paragraph about the app's retirement and replacement; "Faculty and Staff Quick Links" with a list of links; "Taxes, Earnings and Leaves" with a list of links; "Announcements" with a list of titles; and "BED and Graduate Application Information" with a paragraph and a link.

myMount

Welcome to myMount

myMount Microsoft 365 Apps Email Registration Centre Moodle Library

Search this site

**Announcements**

Title

Announcing the 18th Nancy's Chair in Women's Studies at MSVU

Announcing MSVU's new AVP People and Culture

Registration for the hybrid 3rd Black Excellence in STEM conference (BESTEMM2024) is open

Update: Marking National Indigenous Peoples Day

An Important Change for Students: the MSVU App to be replaced by myMount Self-Service in June 2024

1 - 5 ▶

**Notice: the Mount App**

In June 2024 the Mount App will be retired and replaced with [myMount Self-Service](#) where you can register for classes, view final grades and financial records, and much more. [Video: learn to register for classes and manage your schedule in self-service.](#)

**Faculty and Staff Quick Links**

- [Colleague](#)
- [Intranet](#)
- [Mount Alert](#)
- [WebAdvisor](#)

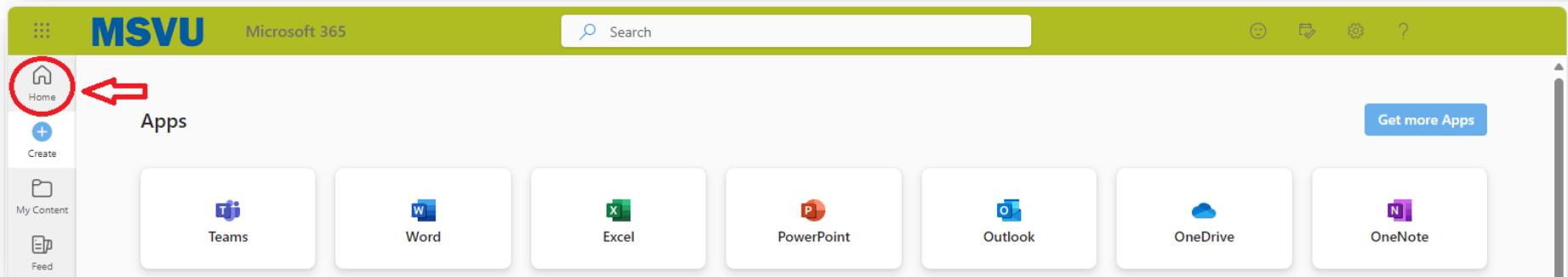
**Taxes, Earnings and Leaves**

- [Leave Form](#)
- [myMount Self-Service](#)
- [Earnings Statements](#)
- [Tax Information](#)


**BEd and Graduate Application Information**

Instructions related to reviewing your application document status and uploading files can be found on the website:  
[Bachelor of Education](#)

1. Click on the “Home” icon on the left (Picture 1);
2. Then click “Install and more” (Picture 2);
3. And then, click on “Install Microsoft 365 apps” (Picture 2).



Picture 1



Picture 2

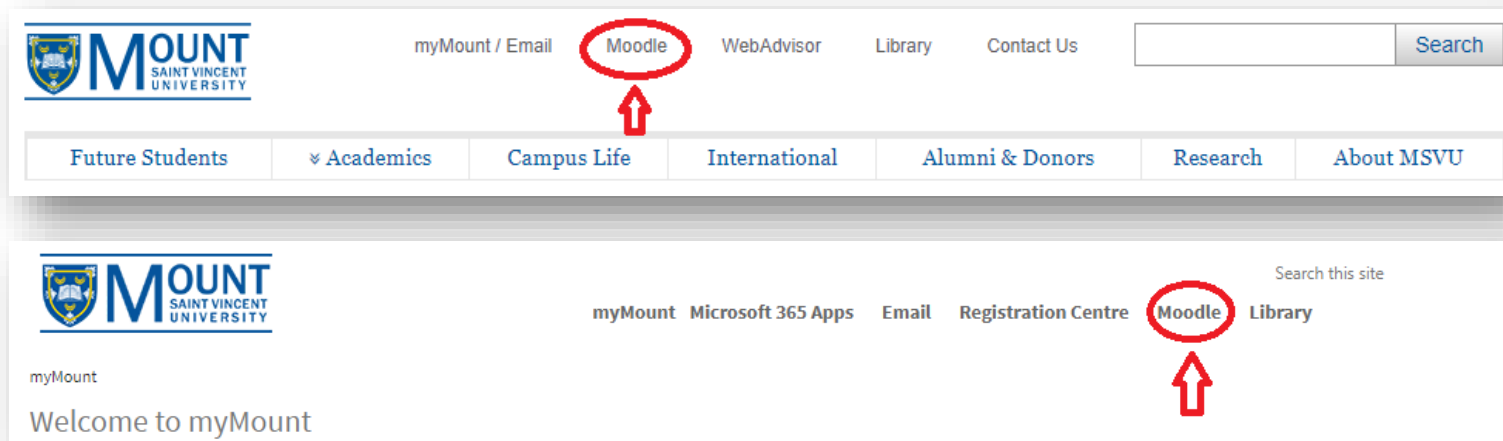
MSVU SAFE is a free campus safety app designed to be a one-stop safety shop that connects users to a variety of safety and security tools and resources –all in the palm of your hand. To make maximum use of the app, users must have location services and calling services enabled. The app includes the following features:

- Mobile Blue Light
- Friend Walk
- Report a tip
- Virtual Walk Home
- Support Resources
- Travel Safe
- Campus Maps
- Emergency Procedures
- Class Cancellation
- Safety Toolbox



[Learn more](#)

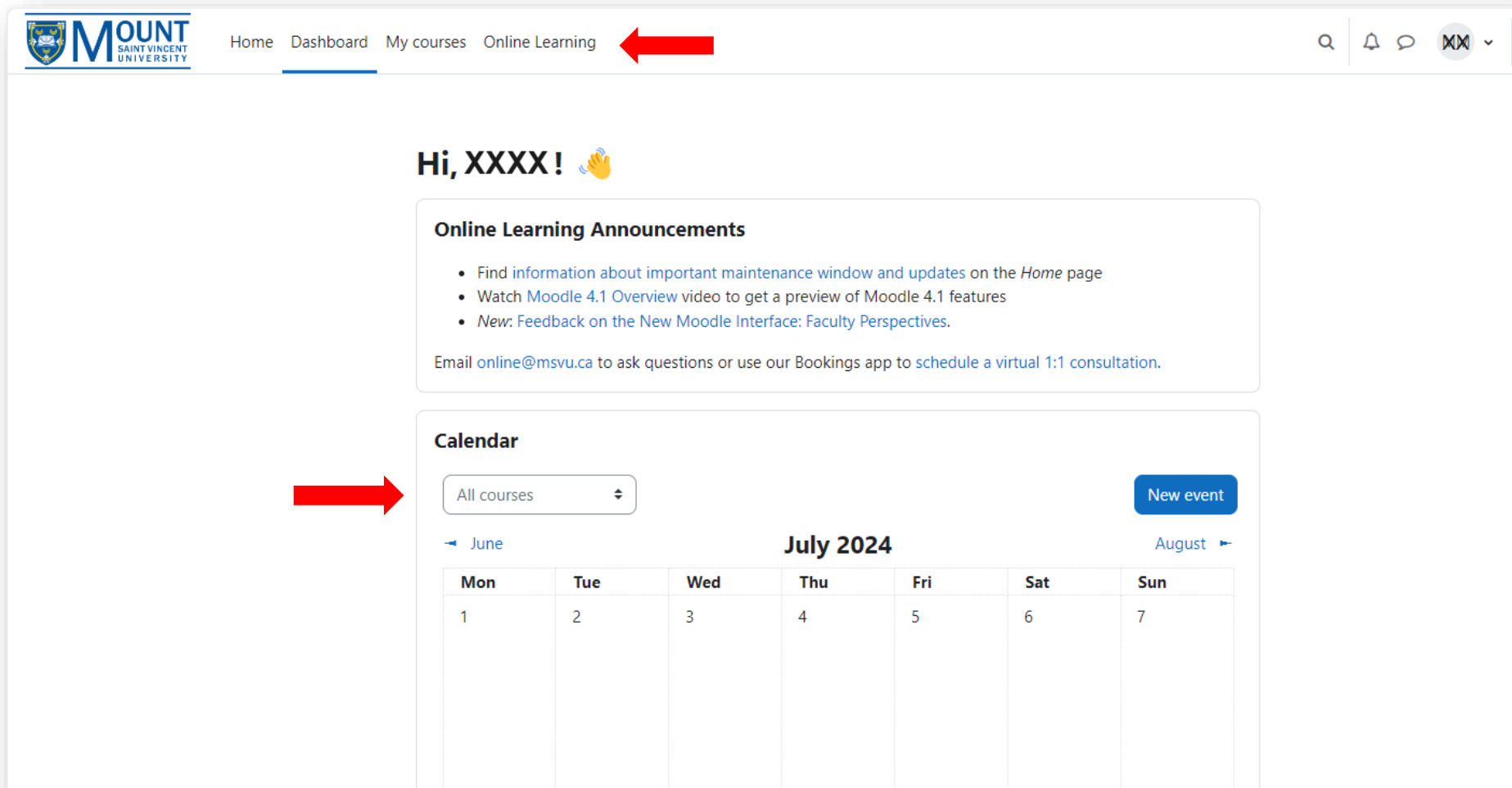
Moodle is the MSVU's Learning Management System and is used for most course deliveries, including face-to-face, online, blended and multi-access. It allows faculty to create and manage course content, host online discussions, administer quizzes and meet in real time with students. Moodle provides a place where students can access course content, submit assignments, complete activities, and communicate with their peers and their instructor.



Blackboard Collaborate is our online classroom software. It provides a virtual space where faculty and students can meet in real-time, work in groups, chat, and learn together.



Once you are logged in, you will see the webpage as shown below. You can explore your Moodle by clicking on the tabs “Home, Dashboard, My courses, and Online Learning” or click the dropdown menu “All courses” to find your courses.



The screenshot displays the Moodle user interface. At the top left is the Mount Saint Vincent University logo. The navigation menu includes "Home", "Dashboard", "My courses", and "Online Learning", with a red arrow pointing to "Online Learning". On the right, there are icons for search, notifications, messages, and a user profile dropdown.

The main content area features a greeting "Hi, XXXX!" with a hand icon. Below this is a section titled "Online Learning Announcements" containing a bulleted list of links and an email address: [online@msvu.ca](mailto:online@msvu.ca).

Below the announcements is a "Calendar" widget. A red arrow points to the "All courses" dropdown menu. The calendar shows the month of July 2024 with a table of dates from 1 to 7.

Mon	Tue	Wed	Thu	Fri	Sat	Sun
1	2	3	4	5	6	7

Blackboard Collaborate is your virtual classroom where you have online classes. Please click on the image below to view the instructional video about Blackboard Collaborate.

**Note:** watching the video requires login with your MSVU email and password.

