

Success in the Classroom

James Jollymore

Learning Strategist
Student Success Coordinator
Supplemental Instruction (SI) Supervisor

Centre for Academic Advising and
Student Success

Seton Academic Centre, Room 346
166 Bedford Highway, Halifax, NS


902-457-6358

James.Jollymore1@msvu.ca

www.msvu.ca/LS

www.msvu.ca/SI

Tip #1:
Read Your Course
Outline/Syllabus



A course outline/ syllabus tells you:

Course Syllabus

Department: Humanities

Date: March 6, 2012

I. Course Prefix and Number: ENG 105

Course Name: Freshman English II Honors

Credit Hours and Contact Hours: 3 credit hours and 3 contact hours

Catalog Description including pre- and co-requisites:

An advanced reading and writing course for students with strong backgrounds in these areas. Readings will encompass four genres: the novel, short story, poetry, and drama. Papers emphasize analytical and writing skills. This course is designed for the student who has a special interest in examining literature in depth and in learning about critical modes. This course is a substitute for ENG 102. Prerequisite: ENG 101 or ENG 104

II. Course Outcomes and Objectives

Student Learning Outcomes:

Successful completion of English 105 means that students will be able to


1. Demonstrate the ability to read with comprehension literature from a wide range of genres and historical periods by:

- o recognizing the characteristics of the genre and using these features to interpret the work;
- o interpreting multiple levels of meaning in a work;
- o evaluating the effectiveness of passages in a work;
- o identifying, applying, and understanding literary devices (such as narrative point of view, character motivation, use of setting, etc.);
- o examining how literature or language expresses insights about the human condition
- o analyzing and explaining how the work of a particular writer reflects its historical, cultural, and/or political context.

2. Compose coherent essays using common college-level written forms which not only narrate and explain but also interpret and analyze by

- Contract
- Learning Outcomes
- Topics
- Evaluations
- Schedule

Tip #2:
Map the Big Picture



Mapping the Big Picture

January 2024

Sunday	Monday	Tuesday	Wednesday	Thursday	Friday	Saturday
	UNIVERSITY CLOSED					
	Classes START					
	Last Day to drop a course without financial penalty		History Quiz 1 (5%)	English Moodle Post 1 (2%)		
	Math Assignment 1 (10%)	Psychology Forum Discussion (20%)	Caritas Day (No Classes)			
		HISTORY = BLUE English = RED		Psychology = PURPLE Math = GREEN		

February 2024

Sunday	Monday	Tuesday	Wednesday	Thursday	Friday	Saturday
			History Quiz 2 (5%)	English Moodle Post 2 (2%)	English Assignment (15%)	
			Psychology Forum Discussion (20%)		Math Assignment 2 (10%)	VACATION
	UNIVERSITY CLOSED	READING WEEK				
	Math Mid-term (15%)	Psychology Mid-term (30%)	History Mid-Term (20%)	Leap Year		
		HISTORY = BLUE English = RED		Psychology = PURPLE Math = GREEN		

March 2024

Sunday	Monday	Tuesday	Wednesday	Thursday	Friday	Saturday
					English Essay (12%)	
				English Mid-Term (25%)		
	Math Assignment 3 (10%)	Psychology Paper (10%)	History Quiz 3 (5%)	English Moodle Post 3 (2%)		
				Psychology Forum Discussion (20%)	UNIVERSITY CLOSED	Mom's 60 th Birthday Party
		HISTORY = BLUE English = RED		Psychology = PURPLE Math = GREEN		

April 2024

Sunday	Monday	Tuesday	Wednesday	Thursday	Friday	Saturday
	UNIVERSITY CLOSED		English Moodle Post 4 (2%)			
		Psychology Final Report (25%)	CLASSES END	Reading Day	EXAMS	
						EXAMS END
	CELEBRATE					
		HISTORY = BLUE English = RED		Psychology = PURPLE Math = GREEN		


For each semester map out the next four months:

- **DEADLINES:** Find all the critical deadlines from each course outline (assignments, tests, presentations, etc.) and add them to the Big Picture calendar.
- **IMPORTANT DATES:** Write down important university dates – start/end of classes, final exam period, course add/drop deadlines, etc.
- **KEEP IT SIMPLE:** Include just the key information – consider using an agenda/day planner for day-to-day task lists and assignment/test details.
- **FREE TIME:** Highlight times when there are no classes: e.g., Holidays, Reading Week, Winter Break, etc., seeing that a small break is coming may help with motivation to complete current tasks.
- **FUN TIME:** Write down important personal events that are happening during the semester, especially enjoyable activities that are part of your self-care.
- **IN PLAIN SIGHT:** Keep the Big Picture calendar in a place where you can see it and refer to it easily (such as a wall in your home study space).

Also consider:

- **COLOUR-CODING:** having each course a different colour, creating an additional visual cue.
- **VALUES:** including the value (% towards final grade) for each assignment/test/etc. can help with prioritizing tasks when there are multiple things due.
- **DONE:** cross/check off days/assignments when completed, this shows your progress (and it is very satisfying to cross something off our task lists!).

Tip #3: Understand Assignments



Understand the Assignment Requirements

- **Read the Assignment:** Carefully read the instructions, noting any specific requirements, formatting guidelines, and deadlines.
- **Identify Key Objectives:** Highlight the main objectives or questions the assignment is asking you to address.
- **Clarify Doubts:** If anything is unclear, consult your professor or classmates for clarification.

Writing Centre: Writing Guide


MSVU Library: Research & Citation Guides

Assignment: _____

COURSE: _____

AT A GLANCE				NOTES:						
Due Date		Value								
# Resources Required		% Final Grade								
Length		Citation Style								
Format										
Other										
AUDIENCE				TO DO		TIME Est.	Resources			
Who is the target audience?						<table border="1"> <tr><td>Scheduled</td></tr> <tr><td>Completed</td></tr> <tr><td> </td></tr> </table>		Scheduled	Completed	
								Scheduled		
								Completed		
What do you need to know about the reader?						<table border="1"> <tr><td>Scheduled</td></tr> <tr><td>Completed</td></tr> <tr><td> </td></tr> </table>		Scheduled	Completed	
								Scheduled		
								Completed		


Tip #4: Ask for Help




Student Services at MSVU

- Library Services
 - Accessibility Services
 - Career Services
 - Counselling Services
 - Learning Strategist
 - Mount Mentors
 - Mount 101 / 102
 - Writing Centre
- And more.....

FREE and CONFIDENTIAL

	
Accessibility Services Library, lower level, room 141 902.457.6567 accessibilityservices@msvu.ca	Our team supports over 500 students by promoting self-advocacy and an equitable learning environment. Some examples of disabilities we support include physical and learning disabilities, medical conditions, vision and hearing loss, ADHD, and mental health.
Art Gallery Seton 209 902.457.6160 art.gallery@msvu.ca	MSVU Art Gallery is a public exhibition space for visual art. The Art Gallery takes care of the University's art collection (seen around campus), and organizes exhibitions and public programs to connect the Mount Community with visual art and artists.
Athletics & Recreation Rosaria 227 902.457.6420 mount.fitness@msvu.ca	Home to the Mount Mystics, our athletics and recreation department includes the Mount Fitness Centre, group fitness classes, adult & children's recreation programs, personal training, special events, day camps, student recreation activities and more.
Black Student Support Seton 314 902.457.5547 blackstudentsupport@msvu.ca	Whether you are a Black student from Canada or an international destination, there will likely be times when you are in need of some support at the Mount. Our Black Student Support Advisor is here to help. Drop by or make an appointment today!
Career Services McCain 312 902.457.6567 counselling@msvu.ca	We offer a variety of career-related services for students, employers and faculty. Whether you need help making a career decision, are looking for a job, or are wondering what to do with your degree, we can help you plan a realistic career path.
Centre for Academic Advising & Student Success Seton 303 902.457.6657 advising@msvu.ca	A centralized location where academic advisors, the Mount 101 coordinator and peer mentors are available to provide academic support to undergraduate students. Equipped with workstations, the Centre is a hub for advising activities and academic support programs on campus.
Counselling Services Library, lower level, room 141 902.457.6567 counselling@msvu.ca	Our Counselling Services team provides free counselling to any registered Mount student in a relaxed and confidential environment. We have a number of services available so that the needs of each student are addressed by highly skilled and professional staff.
Financial Aid Evaristus 207K 902.457.6351 financial.aid@msvu.ca	We are dedicated to helping students reduce their financial barriers to a high quality, post-secondary education by assisting with everything from budgeting to bursaries and scholarships. We can provide support and direction to all of the information you need.
Financial Services Evaristus 206 & 211 902.457.6277 financial.services@msvu.ca	You've likely discovered that paying for your education will be the first major financial decision you will make. It doesn't have to be overwhelming. The Mount is one of the most affordable places to get an education, and we've helped many students figure out a way.
International Education Centre Seton Annex 902.457.5982 international@msvu.ca	The International Education Centre offers personal, academic, cultural and immigration advising to international students and any student or faculty wishing to study, research or conduct projects abroad. The IEC is also home to the English as an Additional Language Programs.

Tip #5:
Be informed of MSVU
policies





Important Policies / Regulations

www.msvu.ca/campus-life/student-policies/

www.msvu.ca/academics/university-academic-calendars/

- Accessibility / Academic Accommodations
- Missed / Late Evaluations
- Academic Integrity
 - Mount 101, *Exploring the Mount*
 - MSVU LibGuides (www.msvu.ca/library)

The background of the slide features a dark, textured surface with numerous question marks of varying sizes and colors (gold, silver, and white) scattered across it. A large, prominent white question mark is centered in the foreground. A white curved line separates the background from the right side of the slide.

Questions?

James Jollymore

Learning Strategist
Student Success Coordinator
Supplemental Instruction (SI) Supervisor

Centre for Academic Advising and
Student Success

Seton Academic Centre, Room 346
166 Bedford Highway, Halifax, NS

902-457-6358

James.Jollymore1@msvu.ca

www.msvu.ca/LS

www.msvu.ca/SI