


# Canadian Immigration *Port of Entry*

Kay Balite and Amy Braye

*Regulated International  
Student Immigration Advisors*



AUGUST 22, 2024 | Pre-arrival Webinar

# Please comply with the following:

- Do not record
- Turn off video
- Mute microphone
- Ask questions at the end
- Only ask questions pertaining to webinar topic

# What documents should I prepare?



## Pack these in your carry-on bag:

1. Valid passport – 6-months minimum from date of arrival
  - Temporary Resident Visa (TRV) – visa sticker on your passport
  - OR**
  - Electronic Travel Authorization (eTA)
2. Letter of Introduction/Study Permit letter of approval.
3. MSVU Letter of Acceptance
4. Confirmation of Enrolment Letter or other proof of course registration.
5. Proof of English proficiency if required (IELTS or TOEFL)
6. Valid medical exam – IRCC approved physician (if required).  
**NOTE:** a medical exam is only valid for 12 months.

## Pack these in your carry-on bag:

7. Proof of funds to show that you have enough money to support yourself during your stay in Canada.
  - Official receipt of tuition payment
  - GIC
  - Cash or traveler's cheque
  - Wire transfer receipt
  - Scholarships
  - Online/mobile banking app
  
8. Letters of reference (not academic or work) or any other documents recommended by the visa office where you applied.

**NOTE:** you must have access to ALL the documents you submitted in your study permit application (electronic and/or printed copies).

# Temporary Resident Visa (TRV) or Canadian Visa

**IMPORTANT:** Do not travel to Canada unless this has been issued to you.

**EXCEPT** if you are:

- from a visa-exempt country (you will need an eTA) or
- be a US passport holder.

# Temporary Resident Visa SAMPLE



**NOTE:** this does not require a separate application. This is automatically granted when your Study Permit is approved. Once approved, you need to send your passport to receive this sticker on your passport.

# Electronic Travel Authorization (eTA)

**IMPORTANT:** Do not travel to Canada unless this has been issued to you.

**EXCEPT** if you are:

- from a country that requires a TRV; or
- a US passport holder.

**NOTE:** This is automatically given if your study permit application is approved. You will only receive an email of approval - no sticker or notation on your passport.

Check eTA validity: <https://www.canada.ca/en/immigration-refugees-citizenship/services/application/check-status.html>



## What you need to complete the form and pay for your eTA

You will need:

- a valid **passport** from a [visa-exempt country](#)



As of April 26, 2022: Lawful permanent residents of the United States are exempt from the eTA requirement. [Find out what documents you need to travel to Canada.](#)

- a valid **email** address, AND
- one of the following acceptable methods of payment to pay the \$7 CAD fee (non-refundable):
  - Visa®, Mastercard®, American Express®,
  - a pre-paid Visa®, Mastercard® or American Express®,
  - Visa Debit, or Debit Mastercard,
  - UnionPay®, or
  - JCB Card®.

### ▼ Overview of the eTA application process



1. Get your passport, credit or debit card



2. Use the online form to apply. The form cannot



3. Pay \$7 CAD for your eTA right after you



4. Get an email about your eTA application. Most



or 5. You may need to submit documents

In case you need to apply: <https://www.canada.ca/en/immigration-refugees-citizenship/services/visit-canada/eta/apply.html>

# Letter of Introduction or Study Permit Approval Letter

**NOTE:** this is the document that says your Study Permit has been approved.

Date: March 01, 2022

UCI: 11 [REDACTED]

Application: S304 [REDACTED]



*Bring this letter of introduction with you to Canada. It has information that may be used by the Canada Border Services Agency to issue your study permit.*

[REDACTED]

[REDACTED]

Bangladesh

Dear [REDACTED],

Your application to study in Canada has been initially approved by Immigration, Refugees and Citizenship Canada. The **final decision to issue you a study permit and allow you to enter Canada** is made after an examination by an officer in Canada. At that time, an officer will assess **if you still meet the requirements** of the *Immigration and Refugee Protection Act*, its Regulations and any other Canadian legislation.

Type: Permit - SP / Permis - PE

Document number: F313 [REDACTED]



Letter of Introduction validity (YYYY/MM/DD): 2023/03 [REDACTED]

Medical Examination validity (YYYY/MM/DD): 2022/10 [REDACTED]

# Study Permit

When you meet the CBSA officer, you will exchange your Letter of Introduction for your Study Permit. Then:

- Check ALL the details printed on your Study Permit;
- Make sure everything is correct;
- Make sure the document is printed clearly.
- Look for the **work authorization and conditions**.

**If there is no work authorization you will need to do a Study Permit renewal or amendment from Halifax.**

**You WILL NOT be able to work until you receive the new document.**

**This can take a very long time.**

# Study Permit SAMPLE


 Immigration, Refugees and Citizenship Canada / Immigration, Réfugiés et Citoyenneté Canada
 PROTECTED WHEN COMPLETED / PROTÉGÉ UNE FOIS REMPLI - B

---



CANADA

EA033 [REDACTED]  
F313 [REDACTED]

---

JIS [REDACTED] PATTON  
5 [REDACTED] 004  
INDIA

Application/Demande: S3051 [REDACTED]  
UCI/IUC: 11-2897- [REDACTED]

---

STUDY PERMIT/PERMIS D'ÉTUDES

---

CLIENT INFORMATION/INFORMATION DU CLIENT

---

|  |                |                          |
|--|----------------|--------------------------|
| Family Name/Nom de Famille:              | JAY [REDACTED] |                          |
| Given Name(s)/Prénom(s):                 | JIS [REDACTED] |                          |
| Date of Birth/Date de naissance:         | [REDACTED]     | (yyyy/mm/dd - aaas/mn/d) |
| Sex/Sexe:                                | MALE           |                          |
| Country of Birth/Pays de naissance:      | INDIA          |                          |
| Country of Citizenship/Citoyen de:       | INDIA          |                          |
| Travel Doc No./N° du document de voyage: | [REDACTED]     | PASSPORT                 |

---

ADDITIONAL INFORMATION/INFORMATION SUPPLÉMENTAIRE

---

|  |                                |                          |
|--|--------------------------------|--------------------------|
| Date Issued/Déjà le:                   | 2022/08/30                     | (yyyy/mm/dd - aaas/mn/d) |
| Expiry Date/Date d'expiration:         | 2024/12/31                     | (yyyy/mm/dd - aaas/mn/d) |
| Case Type/Genre de cas:                | 30                             |                          |
| Institution Name/Nom de l'institution: | DESIGNATED LEARNING INST-NS    |                          |
| Field of Study/Domäne d'études:        | ARTS/HUMANITIES/SOCIAL SCIENCE |                          |
| In Force From/En vigueur le:           | 2022/08/30                     | (yyyy/mm/dd - aaas/mn/d) |

---

**Conditions:**

- MUST LEAVE CANADA BY 2024/12/31



# How do I know if I have the work authorization?



**ADDITIONAL INFORMATION/INFORMATION SUPPLÉMENTAIRE**

Date Issued/Délivré le: 2022/03/03 (yyyy/mm/dd - aaaa/mm/jj)  
Expiry Date/Date d'expiration: 2025/04/30 (yyyy/mm/dd - aaaa/mm/jj)  
Case Type/Genre de cas: 30  
Institution Name/Nom de l'institution: DESIGNATED LEARNING INST-NS  
Field of Study/Domaine d'études: ARTS/HUMANITIES/SOCIAL SCIENCE  
In Force From/En vigueur le: 2022/03/03 (yyyy/mm/dd - aaaa/mm/jj)

**Conditions:**

1. MUST LEAVE CANADA BY 2025/04/30
2. NOT VALID FOR EMPLOYMENT IN BUSINESSES RELATED TO THE SEX TRADE SUCH AS STRIP CLUBS, MASSAGE PARLOURS OR ESCORT SERVICES.
3. MAY ACCEPT EMPLOYMENT ON OR OFF CAMPUS IF MEETING ELIGIBILITY CRITERIA AS PER R186(F), (V) OR (W). MUST CEASE WORKING IF NO LONGER MEETING THESE CRITERIA.

Remarks/Observations:  
ZJF342

**\*\*\*THIS DOES NOT AUTHORIZE RE-ENTRY/CECI N'AUTORISE PAS LA RÉ-ENTRÉE\*\*\***

# Co-op Work Permit

If your Letter of Introduction indicates WP on the 2<sup>nd</sup> page, **make sure** that a Study Permit AND a Co-op Work Permit are both issued.

**If you forget this at the PoE, you will have to apply in Canada. Processing times for this process are long, so this may delay your program completion.**

Co-op WP is required for work terms (co-op/practicum/internship) required in your program. For example:

- Tourism and Hospitality,
- Public Relations undergrad,
- Child and Youth Studies undergrad,
- MEd. Lifelong Learning, etc.



Date: July 11, 2023

UCI: 11-32 [REDACTED]

Application: S30 [REDACTED]



*Bring this letter of introduction with you to Canada. It has information that may be used by the Canada Border Services Agency to issue your study permit.*

[REDACTED] Javier [REDACTED]

[REDACTED]  
Chile

Dear [REDACTED] Javier [REDACTED]

Your application to study in Canada has been initially approved by Immigration, Refugees and Citizenship Canada. The **final decision to issue you a study permit and allow you to enter Canada** is made after an examination by an officer in Canada. At that time, an officer will assess **if you still meet the requirements** of the *Immigration and Refugee Protection Act*, its Regulations and any other Canadian legislation.

**Type: Permit - WP / Permis - PT**

Document number: U51 [REDACTED]



Letter of Introduction validity (YYYY/MM/DD): 2025/09/30

Medical Examination validity (YYYY/MM/DD): N/A

# Co-op Work Permit SAMPLE

SANDRA [REDACTED]  
 [REDACTED] HOUSE [REDACTED] 78  
 INDIA

Application/Demande: S3041 [REDACTED]  
 UCI/IUC: 11179 [REDACTED]

**WORK PERMIT/PERMIS DE TRAVAIL**

---

**CLIENT INFORMATION/INFORMATION DU CLIENT**

Family Name/Nom de Famille: [REDACTED]  
 Given Name(s)/Prénom(s): SANDRA  
 Date of Birth/Date de naissance: [REDACTED] (yyyy/mm/dd - aaaa/mm/jj)  
 Sex/Sexe: FEMALE  
 Country of Birth/Pays de naissance: INDIA  
 Country of Citizenship/Citoyen de: INDIA  
 Travel Doc No./N° du document de voyage: [REDACTED] PASSPORT

---

**ADDITIONAL INFORMATION/INFORMATION SUPPLÉMENTAIRE**

Date Issued/Délivré le: 2021/09/30 (yyyy/mm/dd - aaaa/mm/jj)  
 Expiry Date/Date d'expiration: 2023/12/31 (yyyy/mm/dd - aaaa/mm/jj)  
 Case Type/Genre de cas: 24  
 LMIA or Exempt No./N° de l'EIMT ou Dispense:  
 Employer/Employeur: MOUNT SAINT VINCENT UNIVERSITY  
 Employment Location/Emplacement de l'emploi: HALIFAX  
 Occupation/Profession: CO-OP  
 In Force From/En vigueur le: 2021/09/30 (yyyy/mm/dd - aaaa/mm/jj)

**Conditions:**

1. NOT VALID FOR EMPLOYMENT IN BUSINESSES RELATED TO THE SEX TRADE SUCH AS STRIP CLUBS, MASSAGE PARLOURS OR ESCORT SERVICES.
2. MUST LEAVE CANADA BY 2023/12/31
3. NOT AUTHORIZED TO WORK IN ANY OCCUPATION OTHER THAN STATED.
4. NOT AUTHORIZED TO WORK FOR ANY EMPLOYER OTHER THAN STATED.
5. NOT AUTHORIZED TO WORK IN ANY LOCATION OTHER THAN STATED.

# How do I request a Confirmation of Enrolment Letter?



## Letter Request Form


Registrar's Office Halifax NS B3M 2J6 902.457.6117 FAX 902.457.6498 [registration@msvu.ca](mailto:registration@msvu.ca)

Please complete the form in full and return to the Registrar's Office. Allow five or more business days for processing.




### Personal Information

|                      |                      |                      |                      |                      |
|----------------------|----------------------|----------------------|----------------------|----------------------|
| <input type="text"/> | <input type="text"/> | <input type="text"/> |                      |                      |
| Student ID#          | Last Name            | First Name(s)        |                      |                      |
| <input type="text"/> | <input type="text"/> | <input type="text"/> | <input type="text"/> | <input type="text"/> |
| Apartment/Street     | Town/City            | Province             | Postal Code          |                      |
| <input type="text"/> | <input type="text"/> | <input type="text"/> | <input type="text"/> |                      |
| Program of Study     | Phone Number         | Mount Email Address  |                      |                      |
| <input type="text"/> | <input type="text"/> | <input type="text"/> |                      |                      |

### Type of Request

- Confirmation of enrollment 
- Confirmation of eligibility to graduate
- Confirmation of eligibility to graduate for *Nova Scotia Teacher Certification*. (An official transcript noting eligibility to graduate. Please note that email is **not** a delivery option.)
- Confirmation of eligibility to graduate for *Teacher Certification* (for provinces other than Nova Scotia)
- Confirmation that graduation has occurred
- Potential eligibility to graduate (upon completion of current courses)

# e-Medical SAMPLE

## Information Sheet

---

**Client personal details**

Family name: [REDACTED]  
 Given names: [REDACTED]  
 Gender: **FEMALE**  
 Date of birth: [REDACTED]  
 Country of birth: [REDACTED]

**Client identity details**

Identity document presented: **Original Passport**  
 Identity document number: [REDACTED]  
 Issuing country: [REDACTED]  
 Date of issue: **30 Jun 2021**  
 Date of expiry: **29 Jun 2031**  
 Source: **Clinic**

**Passport validity dates**

---

Visit date: 16 Mar 2022

---

**Client visa details**

|                       |                       |  |
|-----------------------|-----------------------|--|
| IME:                  | <b>Non EDE</b>        |  |
| Upfront medical type: | <b>Student</b>        |  |
| IME#                  | [REDACTED]            |  |
| UMI#                  | <b>UOC</b> [REDACTED] |  |

---

**Instructions to the client**

This information sheet outlines the status of the immigration health examinations that you have undertaken at an eMedical clinic.

1 year validity from visit date. Must be valid on the date of arrival in Canada.



- ✓ Come prepared with all your documents printed and organized in a waterproof envelope or folder.
- ✓ Take a few slow deep breathes before it is your turn.
- ✓ Greet with a smile and listen carefully! Do not be afraid to ask for clarifications.

**Practice examples:**

- *Sorry officer, but could you please slowly repeat that?*
- *Sorry officer, but could you please clarify or explain what you mean by that?*


- ✓ Do not rush! Take time to review the information on your permits.
- ✓ Do not be afraid to request for changes and have your SP/Co-op WP re-printed.

**Practice examples:**

- *Excuse me officer, I was advised by my university to make sure I have work authorization on my study permit, can you please add this to my permit so I can get my Social Insurance Number without problems? Thank you!*
- *Excuse me officer, I noticed an error on this part of my permit, can you please correct this? Thank you!*

- ✓ Make electronic copies and a photocopy of ALL your documents.
  - documents prior to your arrival
  - documents you receive upon arrival

- ✓ Bring a reusable water bottle
- ✓ Bring adapter for electronics – Type A and B sockets (110V)
- ✓ Secure temporary accommodation if without permanent housing
- ✓ Spices are allowed but no plant seeds and raw food
- ✓ Bring some cash \$1,000-\$2,000 for initial expenses (\$10,000 CAD maximum), and a debit and credit card if possible
- ✓ Bring your laptop or budget \$800 to purchase in Canada
- ✓ Bring layers of clothing to keep warm
- ✓ Pack traditional clothing for cultural events
- ✓ Read emails from the International Centre carefully and ask questions if you do not understand: [international@msvu.ca](mailto:international@msvu.ca)



# Connect with us

## Key Balite

International Student Advisor  
International Education Centre

[www.msvu.ca/international](http://www.msvu.ca/international)  
[international@msvu.ca](mailto:international@msvu.ca)

Office number: +1-902 457-6488 (M-F, 9am-5pm)

Emergency phone line during travel: +1-902-457-6111  
or +1-902-457-6412

Book an appointment: [click here](#)

Facebook: Mount International

Instagram: @msvu\_iec

TikTok: @msvu\_iec





QUESTIONS?